



## (1)(a) Statement showing Shareholding Pattern


Name of the Company: HOTEL RUGBY LTD			
Scrip Code, Name of the scrip, class of security:		BSE- 526683 , NSE- HOTLRUG-B ; Equity	
Quarter ended :		9/30/2015	
<b>Partly paid-up shares:-</b>	<b>No. of partly paid-up shares</b>	<b>As a % of total no. of partly paid-up shares</b>	<b>As a % of total no. of shares of the company</b>
Held by Promoter / Promoter Group	0	0.0000	0.0000
Held by public	0	0.0000	0.0000
Total	0	0.0000	0.0000
<b>Outstanding convertible securities:-</b>	<b>No. of outstanding securities</b>	<b>As a % of total No. of outstanding convertible securities</b>	<b>As a % of total no. of shares of the company, assuming full conversion of the convertible securities</b>
Held by Promoter / Promoter Group	0	0.0000	0.0000
Held by public	0	0.0000	0.0000
Total	0	0.0000	0.0000
<b>Warrants:-</b>	<b>No. of warrants</b>	<b>As a % of total no. of warrants</b>	<b>As a % of total no. of shares of the company, assuming full conversion of warrants</b>
Held by Promoter / Promoter Group	0	0.0000	0.0000
Held by public	0	0.0000	0.0000
Total	0	0.0000	0.0000
Total paid-up capital of the company assuming full conversion of warrants and convertible securities		14322800	



Category Code	Category of shareholder	Number of shareholders	Total number of shares	Number of shares held in dematerialised form	Total shareholding as a percentage of total number of shares		Shares pledged or otherwise encumbered	
					As a percentage of (A+B) (VI)	As a percentage of (A+B+C) (VII)	Number of shares (VIII)	As a percentage (IX) = (VIII)/(IV)*100
(I)	(II)	(III)	(IV)	(V)	(VI)	(VII)	(VIII)	(IX)
(A)	Promoter and Promoter Group							
1	Indian							
(a)	Individuals/Hindu Undivided Family	3	3418852	3418852	23.8700	23.8700	0	0.0000
(b)	Central Government/State Government(s)	0	0	0	0.0000	0.0000	0	0.0000
(c)	Bodies Corporate	1	52000	52000	0.3631	0.3631	0	0.0000
(d)	Financial Institutions / Banks	0	0	0	0.0000	0.0000	0	0.0000
(e)	Any Other (specify)	3	457100	457100	3.1914	3.1914	0	0.0000
	Sub Total (A)(1)	7	3927952	3927952	27.4245	27.4245	0	0.0000
2	Foreign							
(a)	Individuals (Non-Resident Individuals/Foreign Individuals)	0	0	0	0.0000	0.0000	0	0.0000
(b)	Bodies Corporate	0	0	0	0.0000	0.0000	0	0.0000
(c)	Institutions	0	0	0	0.0000	0.0000	0	0.0000
(d)	Qualified Foreign Investors	0	0	0	0.0000	0.0000	0	0.0000
(e)	Any Other (specify)	0	0	0	0.0000	0.0000	0	0.0000
	Sub Total (A)(2)	0	0	0	0.0000	0.0000	0	0.0000
	Total Shareholding of Promoter and Promoter Group (A)=(A)(1)+(A)(2)	7	3927952	3927952	27.4245	27.4245	0	0.0000
(B)	Public shareholding							
1	Institutions							
(a)	Mutual Funds/UTI	0	0	0	0.0000	0.0000	-	-
(b)	Financial Institutions / Banks	1	700	0	0.0049	0.0049	-	-
(c)	Central Government/State Government(s)	0	0	0	0.0000	0.0000	-	-
(d)	Venture Capital Funds	0	0	0	0.0000	0.0000	-	-
(e)	Insurance Companies	0	0	0	0.0000	0.0000	-	-
(f)	Foreign Institutional Investors	0	0	0	0.0000	0.0000	-	-
(g)	Foreign Venture Capital Investors	0	0	0	0.0000	0.0000	-	-
(h)	Qualified Foreign Investors	0	0	0	0.0000	0.0000	-	-
(i)	Any Other (specify)	0	0	0	0.0000	0.0000	-	-
	Sub Total (B) (1)	1	700	0	0.0049	0.0049		
2	Non-institutions							
(a)	Bodies Corporate	99	631154	592154	4.4066	4.4066	-	-
(b) (i)	Individuals - shareholders holding nominal share capital up to Rs 1 Lakh	8118	3234278	2305728	22.5813	22.5813	-	-
(ii)	Individual shareholders holding nominal share capital in excess of Rs. 1 Lakh	113	5534695	5534695	38.6425	38.6425	-	-



Category code (I)	Category of shareholder (II)	Number of shareholders (III)	Total number of shares (IV)	Number of shares held in dematerialised form (V)	Total shareholding as a percentage of total number of shares		Shares pledged or otherwise encumbered	
					As a percentage of (A+B) (VI)	As a percentage of (A+B+C) (VII)	Number of shares (VIII)	As a percentage (IX) = (VIII)/(IV)*100
(c)	Qualified Foreign Investors	0	0	0	0.0000	0.0000	-	-
(d)	Any Other							
i	Non Resident Indians (Repat)	40	154932	134932	1.0817	1.0817	-	-
ii	Non Resident Indians (Non Repat)	44	75225	30325	0.5252	0.5252	-	-
iii	Overseas Bodies Corporate	0	0	0	0.0000	0.0000	-	-
iv	Clearing Member	20	577457	577457	4.0317	4.0317	-	-
v	Directors / Relatives	0	0	0	0.0000	0.0000	-	-
vi	Hindu Undivided Family	89	186407	186407	1.3015	1.3015	-	-
vii	Trusts	0	0	0	0.0000	0.0000	-	-
	Sub Total (B)(2)	8523	10394148	9361698	72.5706	72.5707	-	-
	Total Public Shareholding Public Group (B)=(B)(1)+(B)(2)	8524	10394848	9361698	72.5755	72.5756	NA	NA
	Total (A)+(B)	8531	14322800	13289650	100.0000	100.0000		
(C)	Shares held by custodians and against which Depository Receipts have been issued							
i	Promoter and Promoter group	0	0	0	0.0000	0.0000	0	0.0000
ii	Public	0	0	0	0.0000	0.0000	0	0.0000
	Sub Total (C)	0	0	0	0	0	0	0
	GRAND TOTAL (A)+(B)+(C)	8531	14322800	13289650	100.0000	100.0000	0.0000	0.0000



(I)(b) Statement showing holding of securities (including shares, warrants, convertible securities) of persons belonging to the category "Promoter and Promoter Group"

Sr. No.	Name of the shareholder	Details of Shares held		Encumbered shares			Details of warrants		Details of convertible securities		Total shares (including underlying shares assuming full conversion of warrants and convertible securities) as a % of diluted share capital
		Number of shares held	As a % of grand total (A)+(B)+(C)	No.	As a percentage	As a % of grand total (A)+(B)+(C) of sub-clause (I)(a)	Number of warrants held	As a % total number of warrants of the same class	Number of convertible securities held	As a % total number of convertible securities of the same class	
(I)	(II)	(III)	(IV)	(V)	(VI)=(V)/(II I)*100	(VII)	(VIII)	(IX)	(X)	(XI)	(XII)
1	CRYSTAL HOSPITALITY SERV PVT LTD	52,000	0.3631	0	0.00	0.00	0	0	0	0	0.3631
2	DARSHANA MAHENDRA THACKER (ADHPT8279Q)	3,384,052	23.6270	0	0.00	0.00	0	0	0	0	23.6270
3	MHIR MAHENDRA THACKER (AADPT8286G)	363,100	2.5351	0	0.00	0.00	0	0	0	0	2.5351
4	MAHENDRA RAMANLAL THACKER (ACEPT8361K)	34,800	0.2430	0	0.00	0.00	0	0	0	0	0.2430
5	MAUNIK MAHENDRA THACKER (AADPT7880J)	94,000	0.6563	0	0.00	0.00	0	0	0	0	0.6563
TOTAL		3927952	27.4245	0	0.0000	0.0000	0	0	0	0	27.4245



**Statement showing holding of securities (including shares, warrants, convertible securities) of persons belonging to the category "Public" and holding more than 1% of the total number of shares**


Sr. No.	Name of the shareholder	Number of shares held	Shares as a percentage of total number of shares (i.e., Grand Total (A)+(B)+(C) indicated in Statement at para (I)(a) above)	Details of warrants		Details of convertible securities		Total shares (including underlying shares assuming full conversion of warrants and convertible securities) as a % of diluted share capital
				Number of warrants held	As a % total number of warrants of the same class	Number of convertible securities held	% w.r.t total number of convertible securities of the same class	
1	JINENDRA KUMAR JAIN	668604	4.6751	AAZPJ3139J	0	0	0	4.6751
2	JAINAM SHARE CONSULTANTS PVT. LTD	480326	3.2139	AABCJ3818N	0	0	0	3.2139
3	SURESH MADANMOHAN GANGAWAT	382149	2.8581	AAMPG8765A	0	0	0	2.6681
4	JIVRAJBHAI KARSHANBHAI DAKHRA	335112	2.3397	AAKPD7566L	0	0	0	2.3397
5	JAIPRAKASH D AGARWAL	301489	2.105	AAZPA7982J	0	0	0	2.1050
6	RANCHHODDBHAI K DANKHARA	284088	1.8438	ACYPD8165F	0	0	0	1.8438
7	SHAMJIBHAI KARSHANBHAI DANKHRA	235304	1.6429	ACYPD8167H	0	0	0	1.6429
8	ARJUNBHAI HARIBHAI DUBASIA	182100	1.2714	ACDPD7829F	0	0	0	1.2714
9	ANIL CHHOTUBHAI DESAI	163780	1.0737	AASPD5797R	0	0	0	1.0737
10	SURESHBHAI S DAKHARA	151549	1.0581	AAKPD0820D	0	0	0	1.0581
<b>Total :</b>		<b>3135499</b>	<b>21.8917</b>		<b>0</b>	<b>0</b>	<b>0</b>	<b>21.8917</b>

**Statement showing holding of securities (including shares, warrants, convertible securities) of persons (together with PAC) belonging to the category "Public" and holding more than 5% of the total number of shares of the company**

Sr. No.	Name(s) of the shareholder(s) and the Persons Acting in Concert (PAC) with them	Number of shares	Shares as a percentage of total number of shares (i.e., Grand Total (A)+(B)+(C) indicated in Statement at para (I)(a) above)	Details of warrants		Details of convertible securities		Total shares (including underlying shares assuming full conversion of warrants and convertible securities) as a % of diluted share capital
				Number of warrants	As a % total number of warrants of the same class	Number of convertible securities held	% w.r.t total number of convertible securities of the same class	
<b>TOTAL</b>		<b>NIL</b>	<b>NIL</b>					<b>NIL</b>



<b>(I)(d) Statement showing details of locked-in shares</b>			
<b>Sr. No.</b>	<b>Name of the shareholder</b>	<b>Number of Locked in Shares</b>	<b>Locked-in shares as a percentage of total number of shares [i.e., Grand Total (A)+(B)+(C) indicated in Statement at para (I)(a) above]</b>
1	NIL	NIL	NIL
	<b>NIL</b>	<b>NIL</b>	<b>NIL</b>



<b>(II)(a) Statement showing details of Depository Receipts (DRs)</b>				
<b>Sr. No.</b>	<b>Type of outstanding DR (ADRs, GDRs, SDRs, etc.)</b>	<b>Number of outstanding DRs</b>	<b>Number of shares underlying outstanding DRs</b>	<b>Shares underlying outstanding DRs as a percentage of total number of shares [i.e., Grand Total (A)+(B)+(C) indicated in Statement at para (I)(a) above]</b>
1	NIL	NIL	NIL	NIL
<b>TOTAL</b>		<b>NIL</b>	<b>NIL</b>	<b>NIL</b>



Statement showing holding of Depository Receipts (DRs), where underlying shares held by "Promoter/ Promoter Group" are in excess of 1% of the total number of shares

(II) (b)

Sr. No.	Name of the DR Holder	Type of outstanding DR (ADRs, GDRs, SDRs, etc.)	Number of shares underlying outstanding DRs	Shares underlying outstanding DRs as a percentage of total number of shares [i.e., Grand Total (A)+(B)+(C) indicated in Statement at para (I)(a) above]
1	NIL	NIL	NIL	NIL
TOTAL		NIL	NIL	NIL

